

Discovery on Adventure Island At-Home Packet



Contents

Bible Background.....	2
Craft.....	3
Craft.....	4
Science.....	5-6
Snack	7
Reflection	8
Closing Prayer	9
Younger Elementary Fun Page	10
Older Elementary Fun Page	11
VBS Take Home Page	12
Coloring Page.....	13

Materials

Craft

- 🌀 Arise! Shine! Bracelet Kit
- 🌀 Scissors
- 🌀 Unfinished wooden box (any size)
- 🌀 Paintbrushes
- 🌀 Watercolors
- 🌀 Paper plates (bigger than the box)
- 🌀 White felt
- 🌀 Black felt
- 🌀 Googly eyes
- 🌀 Markers or crayons
- 🌀 Cotton swabs
- 🌀 Liquid glue
- 🌀 Coin stickers
- 🌀 Scissors
- 🌀 White card stock
- 🌀 Paint smocks
- 🌀 Rubber bands
- 🌀 Templates
(see page 5)
- 🌀 Plastic tablecloth

Science

- 🌀 Latex balloons
- 🌀 Baking soda
- 🌀 Vinegar
- 🌀 1-liter disposable water bottle
(empty)
- 🌀 Tape
- 🌀 A funnel
- 🌀 Measuring cups
- 🌀 Safety gloves
- 🌀 Safety glasses

Snack

- 🌀 Dried bananas
- 🌀 Dried papaya
- 🌀 Dried pineapple
- 🌀 Macadamia nuts
- 🌀 Flaked coconuts
- 🌀 Raisins
- 🌀 Golden raisins
- 🌀 Cereal (all the same or assorted
flavors)
- 🌀 Large bowl
- 🌀 Mixing spoon
- 🌀 Clear plastic cups

Bible Background

Luke 15

Main Idea: We can shine God's light of joy when we share God's light together.

Jesus' parables are a wonderful way to help children learn about the character of God and the ways God's light shines in our world. In this series of three parables, Jesus tells a story of a lost sheep, a lost coin, and a lost son. While the stories may seem familiar, there may be some new things for us to consider as we prepare to teach the children at Discovery on Adventure Island.

First, when we read the parables from Luke 15 in the Common English Bible, we notice the heading for these stories is "Occasions for Celebration." This is fitting. In each story, Jesus shows an example where there is celebration over something or someone lost. If a shepherd found a missing sheep, how happy would the shepherd be to find it? The Pharisees and legal experts in the law, eager to trap Jesus with his own words, were listening to the stories. They were annoyed because Jesus chose to dine with tax collectors and "sinners." The Pharisees might have nodded their heads cautiously, wondering where this argument was heading. Or what about a woman who lost a silver coin? Wouldn't she carefully sweep the house until she found it? Wouldn't she call her friends to celebrate when the lost coin was found? Again, the Pharisees would have to agree with Jesus.

Then Jesus launched into a longer story involving two brothers. The younger brother was foolish. He left home and squandered his wealth on pleasures for himself. The young man became poor and desperate. When he came to his senses, he realized what he had done. Just as the shepherd and woman rejoiced over a sheep and a coin, how much more would a father rejoice over a long-lost son? Now the Pharisees might have shifted their feet. They see where the argument has been heading all along. Jesus celebrated that these "sinners" gathered around him had repented and are not strangers to God.

But Jesus had something else to say. In the story, the older brother could not rejoice at the return of his "sinful" brother. Why? The older brother was focused on himself, just as the younger brother had been. The older brother was only concerned with propping up his own righteousness. Jesus is preaching to the self-righteous of every generation. When we focus on ourselves and judge the actions of others, we are not able to celebrate what God is doing in the lives of our neighbors. Remind children that God is pleased when we celebrate what God celebrates. When we do, we shine with joy in the world.



Bible Story

The "Lost" Parables
Luke 15



Pathfinder

Arise! Shine with Joy

Teacher Tip

This Bible Background feature is a supplemental aid provided for you to give context for each session's story before you teach on it. You may share this information with your Explorers, if desired, but it is not a recommended portion of the intended lesson.

Additional Bible Reading

-  Matthew 7:1-5
-  Philippians 4:4-8

Cokesbury Craft

Arise! Shine! Bracelet

Purpose

Explorers will create a bracelet to remind them of the Signal Verse.

Preparation

Open packages, one kit per Explorer.

Directions



Step 1: Add clasp to one end of the string and tie a double knot.



Step 2: Assemble bracelet as desired; letters should spell: Arise Shine.



Step 3: Add other clasp to the opposite end of the string and tie a double knot.



Step 4: Cut off any excess string.



Bible Story

The “Lost” Parables

Luke 15

Pathfinder

Arise! Shine with Joy

Materials

- 🔗 Arise! Shine! Bracelet Kit
- ✂ Scissors

Bible Tie-in

Today’s Bible story is about things becoming lost and found. Explorers won’t want to “lose” our Signal Verse, so this bracelet will jog their memories.

Make-It-And-Take-It Bible Craft

Treasure Box

Purpose

Explorers will create a treasure box that represents caring for things of value and keeping them safe.

Preparation

Print templates. Each Explorer should have one sheep set. Cut white card stock to fit inside lid of wooden boxes, one piece per Explorer.


Directions



Step 1: Trace templates onto white and black felt. Cut out.

Ages

Appropriate for all ages.



Step 2: Put box on top of paper plate. Have Explorers write their names on the plates. While wearing paint smock, Explorers will decorate the wooden boxes with watercolors, markers, crayons.



Step 3: Allow box to dry for a few minutes. While waiting, assemble sheep using glue and cotton swabs. Adhere googly eyes.



Bible Story

The “Lost” Parables


Luke 15

Pathfinder

Arise! Shine with Joy

Materials

- ④ Unfinished wooden box (any size)
- ④ Paintbrushes
- ④ Watercolors
- ④ Paper plates (bigger than the box)
- ④ White felt
- ④ Black felt
- ④ Googly eyes
- ④ Markers or crayons
- ④ Cotton swabs
- ④ Liquid glue
- ④ Coin stickers
- ④ Scissors
- ④ White card stock
- ④ Paint smocks
- ④ Rubber bands
- ④ Templates (see page 5)
- ④ Plastic tablecloth



Step 4: Attach coin stickers to outside of box.



Step 5: Adhere completed sheep to the lid on the outside of the box.



Step 6: Wrap box in rubber bands to allow sheep to dry properly.


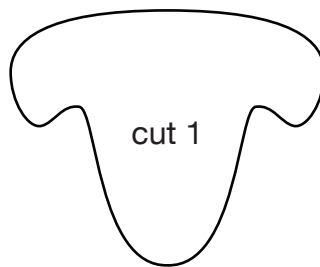
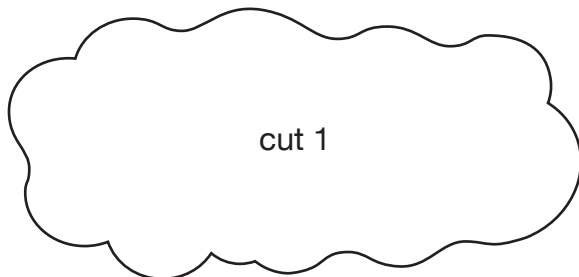


Bible Story
The "Lost" Parables
Luke 15

Pathfinder
Arise! Shine with Joy

Bible Tie-in
Just like the characters in today's Bible story, Explorers don't want to lose things that are important to them. They'll create these boxes to keep their treasures safe.

Sheep Template



Balloon Celebration

Adventure Experiment

SAY SOMETHING LIKE: **In our Bible story today, there are celebrations going on. When I think of a celebration, I think about decorating with balloons.**

Inflate a balloon dramatically. Appear to be out of breath.

I. Experiment

Step 1: Explain that in order to perform the experiment, you'll need to inflate another balloon. Since you are so worn out from inflating the first one, you will use science to inflate a new balloon. (step 1 not pictured)

Step 2: Select an Explorer to help you with the experiment. Instruct the Explorer to use the funnel to add one cup of vinegar to the 1-liter bottle. Hand the balloon filled with baking soda to the Explorer. Next, have the Explorer carefully stretch the mouth of the balloon open and secure it to the opening of the bottle. Make sure that the baking soda in the balloon does not slide down into the bottle at this step in the experiment. Take a moment to explain what the materials in the bottle and balloon are.

Step 3: Now, have the Explorer hold the balloon up so that the baking soda is able to slide down into the bottle. As the baking soda and vinegar combine, carbon dioxide gas will begin to form in the bottle and eventually the gas will inflate the balloon.

Step 4: Choose a new Explorer. Have the group make a prediction about changing the amounts of vinegar and baking soda. For example, use more or less vinegar. You could also try more or less baking soda. Follow the steps as outlined above and note any changes to the inflation of the balloon due to the change in your recipe. (step 4 not pictured)

II. Analyze & Apply

SAY SOMETHING LIKE: **The balloons we just blew up have a gas inside them. It is the same gas that comes out of your mouth when you breathe out.**

Have the Explorers breathe in deeply and exhale.

SAY SOMETHING LIKE: **This gas is called carbon dioxide. The carbon dioxide in the balloon is heavier than the air outside the balloon, so this balloon falls to the ground. A helium balloon has a different gas. Because helium is lighter than the air outside the balloon, this balloon floats!**



Bible Story

The "Lost" Parables

Luke 15

Pathfinder

Arise! Shine with Joy

Materials

- 🌀 Latex balloons
- 🌀 Baking soda
- 🌀 Vinegar
- 🌀 1-liter disposable water bottle (empty)
- 🌀 Tape
- 🌀 A funnel
- 🌀 Measuring cups
- 🌀 Safety gloves
- 🌀 Safety glasses

👤 Teacher Tip

Be aware of any latex allergies in your group when using latex balloons.

SAY SOMETHING LIKE: In our Bible story, something was lost. When the lost coin, or the lost son, or the lost sheep was found, everyone's heart lifted... kind of like this balloon. When we see God's work shine in the world, we celebrate with joy!

Step 2



Step 3



Tropical Trail Mix

Pathfinder Snack

Ingredients

- 🌀 Dried bananas
- 🌀 Dried papaya
- 🌀 Dried pineapple
- 🌀 Macadamia nuts
- 🌀 Flaked coconut
- 🌀 Raisins
- 🌀 Golden raisins
- 🌀 Cereal (all the same or assorted flavors)

Directions

- 🌀 In large bowl, mix all ingredients.
- 🌀 Pour in cups for each Explorer and serve.



Bible Story

The "Lost" Parables

Luke 15

Pathfinder

Arise! Shine with Joy!

Materials

- 🌀 Large bowl
- 🌀 Mixing spoon
- 🌀 Clear plastic cups

Self-Learning

Younger Explorers

First and second graders complete the **Younger Elementary Reproducible** on page 10.

As Explorers are completing the self-learning activities, discuss the following questions.

- ❶ **How many stories are part of the “Lost” Parables?**
(three)
- ❷ **What were the Pharisees and legal experts doing before Jesus started to tell these three stories?**
(grumbling, saying “This man welcomes sinners and eats with them.”)
- ❸ **What did the father do when he saw the younger son on his way home?** (ran to him, hugged him, kissed him)

The man who found his lost sheep, the woman who found her lost coin, and the father whose son returned to him all show us ways to express joy for something/someone we care about and love. When we shine God’s light of joy by celebrating who and what God loves, God’s glory shines on us.

And speaking of God’s glory shining on us, who can say our **Signal Verse with me?** (“Arise! Shine! Your light has come; the LORD’s glory has shone upon you!” Isaiah 60:1)

Sometimes finding someone who is celebrating and shining God’s light of joy might not be so easy. But, knowing God is with us, we can make the difference and start the celebration. We can be the people who shine God’s light of joy!

Older Explorers

Third through sixth graders complete the **Older Elementary Reproducible** on page 11.

As Explorers are completing the self-learning activities, discuss the following questions.

- ❶ **What are the three stories that are part of the “Lost” Parables?** (Parable of the Lost Sheep, Parable of the Lost Coin, and the Parable of the father and his two sons)
- ❷ **Before Jesus tells these stories, what were the Pharisees and legal experts grumbling about?**
(Jesus welcoming sinners, Jesus eating with sinners.)
- ❸ **Which of these three stories do you like the best?**
(Allow Explorers to respond.) **Why?** (Allow Explorers to respond.)
- ❹ **If we were to put on a play of these three stories, which character would you want to play?** (Allow Explorers to respond.) **Why?** (Allow Explorers to respond.)

The man who found his lost sheep, the woman who found her lost coin, and the father whose son returned to him all show us ways to express joy for something/someone we care about and love. When we shine God’s light of joy by celebrating who and what God loves, God’s glory shines on us.

And speaking of God’s glory shining on us, who can say our **Signal Verse with me?** (“Arise! Shine! Your light has come; the LORD’s glory has shone upon you!” Isaiah 60:1)

Sometimes finding someone who is celebrating and shining God’s light of joy might not be so easy. But, knowing God is with us, we can make the difference and start the celebration. We can be the people who shine God’s light of joy!

Closing Prayer

God Searches for Me

No matter where we go, God's love will always find us. God loves us so much, and God's heart is filled with joy each and every time we choose to be close with God. Our closing prayer is a body prayer. I will say part and as I do, we will all do the motions together. Let us pray.

Say the following prayer, demonstrating each of the motions for the Explorers to do with you. Or you may have an Island Guide demonstrate the motions as you read the prayer.

Wherever I may walk, *(walk in place)*

Wherever I may run; *(run in place)*

God searches for me, *(hand shading eyes while looking side to side)*

God knows me, *(finger to head)*

God loves me. *(hand over heart)*

Wherever I may sleep, *(hands together and rest head on them)*

Wherever I may wake; *(arms stretched over head)*

God searches for me, *(same as above)*

God knows me,

God loves me.

Wherever I may fly, *(arms stretched out to the side)*

Wherever I may swim; *(swim in place)*

God searches for me, *(same as above)*

God knows me,

God loves me.

Amen. *(hands together in motion from top of head to in front of heart)*



Bible Story

The "Lost" Parables

Luke 15


Pathfinder

Arise! Shine with Joy

**Bible
Story**

The “lost” Parables (Luke 15)

Cut out this cross shape. Next, using a variety of craft supplies, decorate your cross shape. Use colorful tissue paper, glue, washi tape, colorful markers, crayons, or colored pencils. Use this cross shape to remind you to shine the light of Jesus with others.



OLDER ELEMENTARY FUN PAGES

Signal Verse

Isaiah 60:1

Follow the directions below to discover the Signal Verse.

1. Cross out all words that begin with D.
2. Cross out all words that begin with M.
3. Cross out all words that begin with P.
4. Cross out all words that are numbers.
5. Cross out all words that are foods.
6. Fill in the blanks with remaining words!


DEFINITELY	ARISE	PLAY	MUSIC	SHINE	PARTY
DAILY	DANCE	FIVE	YOUR	CUCUMBER	LIGHT
BANANA	HAS	POUNCED	COME	THREE	MORE
DAYS	APPLES	THE	PEACHES	PICK	TWO
DAYS	LORD'S	DRAWS	ONE	GLORY	MAINLY
DUE	HAS	NINE	SHONE	MAY	PRAY
MORE	GRAPES	DAZZLE	UPON	PURPLE	YOU.


_____! _____!

_____;

_____, _____


_____.





Take-Home Page

Pathfinder



Arise! Shine with JOY!

Bible Story

The "Lost" Parables (Luke 15)

Our Bible story isn't just one story, but three! Jesus would tell stories called parables to teach his disciples and followers. When some religious people said they didn't like Jesus showing love to sinners, Jesus told them three stories. The first was about someone who had 100 sheep. One of the 100 sheep went missing, and this person left the other 99 to go find the one. When he found it, he was joyful! The second story was about a woman who had ten silver coins, but had lost one of them. She searched high and low for it, and when she finally found it, she was joyful! The third story was about a man whose son asked him for all the money his father was planning to leave him as an inheritance. The son left home and spent all his inheritance money, until he had nothing left and was hungry. He returned to his father to work as a servant, but when his father saw him on his way home, he ran to meet him and was joyful! When one of God's children is lost and then found, God is joyful!

Family Follow-Up

Let's think of some ways the love God has for us shows us how to love God's creation.



Signal Verse

**Arise! Shine! Your light has come;
the LORD's glory has shone upon
you! (Isaiah 60:1)**



We are on a quest in search of God's lanterns of light at VBS! Today I heard ways to arise and shine with joy. Coming next time at VBS, Mary at the Tomb. Can't wait to see you!

