

Discovery on Adventure Island At-Home Packet



Contents

| | |
|----------------------------------|-----|
| Bible Background..... | 2 |
| Craft..... | 3-4 |
| Craft..... | 5 |
| Science..... | 6-7 |
| Snack | 8 |
| Reflection | 9 |
| Closing Prayer | 10 |
| Younger Elementary Fun Page..... | 11 |
| Older Elementary Fun Page | 12 |
| VBS Take Home Page | 13 |
| Coloring Page..... | 14 |

Materials

Craft

- 🌀 **Arise! Shine! Handprint Kit**
- 🌀 Scissors
- 🌀 Pencils
- 🌀 Markers
- 🌀 4" x 6" wooden frames
- 🌀 Air clay
- 🌀 Small shells, beads, rocks or other materials
- 🌀 Cotton swabs
- 🌀 Liquid glue
- 🌀 Plastic bags (optional)
- 🌀 Plastic tablecloth

Science

- 🌀 Several new dry erase markers
- 🌀 A ceramic or glass dish
- 🌀 Small pitcher
- 🌀 Water
- 🌀 Permanent marker (adult use only)
- 🌀 Paper plates
- 🌀 Paper towels

Snack

- 🌀 Square snack cakes
- 🌀 White decorating icing
- 🌀 Fruit leather
- 🌀 Knife (teacher use only)
- 🌀 Icing bags
- 🌀 Decorating tips
- 🌀 Kitchen scissors (teacher use only)
- 🌀 Paper plates

Bible Background

Luke 5:17-26

Main Idea: We can shine God's light of faith by acting on who God is!

In today's story at Discovery on Adventure Island, we read about a man who was healed by Jesus. Everyone had come to see and hear Jesus. The crowds were thick with people wanting to get a glimpse of the man who could heal the sick and who taught with authority. Teachers of the law, Pharisees, and legal experts also flocked to hear Jesus speak. But for them, the things Jesus taught were not good news. For them, they were dangerous teachings which flew in the face of their own religious understanding. For them, Jesus was a threat and someone whose teaching needed to be stopped.

Among the crowd was a man who was paralyzed, lying on a cot. Because the crowds were so great, the house where Jesus was teaching was surrounded on all sides. Four men, friends of the man who was paralyzed, carried him on his cot to where Jesus was. But how would they get him in to see Jesus? Should they just give up and turn away? Jesus' reputation as a healer was great and their faith in him to heal their friend was strong. So they did something extraordinary to get the man in front of Jesus. They lowered him, cot and all, through the roof tiles into the room where Jesus was!

Roofs at the time were significantly different than the ones we have today. Family members often went onto their rooftops to hang out. These were places where families would gather the way we might use a front or back porch. Second, roofs were less permanently constructed. The roof tiles were placed along with wooden beams and straw mats. This style of roof meant that roofs had to be routinely maintained based on weather and other factors. To make a hole in this house's roof was a bold move, but not one of permanent destruction for the owner of the house.

What is more surprising about the story isn't the hole in the roof, but rather Jesus' response to the man who was paralyzed. Instead of immediately healing the man, Jesus forgives the man's sins first. This might seem odd given the man's obvious physical impairment and Jesus' ability to heal. However, as you teach the children at Discovery on Adventure Island, help them understand that this is exactly what a life of faith is like. We come to God with the needs we know we have. God addresses those needs, but through faith, we also learn about other needs we were unaware of. Like the man who was paralyzed and his friends, God affirms our faith. And that faith allows us to arise and shine God's light in the world.



Bible Story

Faith Through the Roof

Luke 5:17-26

Pathfinder

Arise! Shine with Faith

🔑 Teacher Tip

This Bible Background feature is a supplemental aid provided for you to give context for each session's story before you teach on it. **You may share this information with your Explorers, if desired, but it is not a recommended portion of the intended lesson.**

Additional Bible Reading

🔍 Mark 2:1-12

🔍 Hebrews 11

Cokesbury Craft

Arise! Shine! Handprint Kit

Purpose

Explorers will create a door hanging to remember the Signal Verse.

Ages

Appropriate for all ages.

Preparation

Open packages. Set out supplies and one kit per Explorer.

Directions

Step 1: Tie the ends of the cord to the foam sign, creating a hanger. Young Explorers will need assistance.

Step 2: Trace hand onto orange and red foam. Cut out.

Step 3: Peel adhesive strip off torch handle and adhere to blue foam.

Step 4: Layer and adhere handprints.

Step 5: Adhere flame.

Step 6: Add letters to spell: Arise Shine.

Step 1



Step 2



Bible Story

Faith Through the Roof

Luke 5:17-26

Pathfinder

Arise! Shine with Faith

Materials

- ⊗ Arise! Shine! Handprint Kit
- ⊗ Scissors
- ⊗ Pencils
- ⊗ Markers

Step 3



Step 4



Step 5



Step 6



Bible Story

Faith Through the Roof

Luke 5:17-26

Pathfinder

Arise! Shine with Faith

Bible Tie-in

The friends in today's Bible story carried their friend to be healed by Jesus. This craft utilizes Explorers' handprints as a reminder to live out Jesus' love for others.

Make-It-And-Take-It Theme Craft

Air Clay Frame

Purpose

Explorers will create a keepsake picture frame.


Ages

Appropriate for all ages. Young Explorers will need assistance.

Preparation

Take off the backings of the frames. Remove any staples. Divide the clay into 1-inch balls. Keep the clay in an air-tight container until ready for use.

Directions



Step 1: Using a cotton swab, spread glue on small section of frame.



Step 2: Flatten a ball of clay in the glued area, covering the outside edge (not the inside of the frame). Repeat Steps 1 and 2 for the entire frame.



Step 3: Dip shells, beads, and rocks in glue and press into clay.



Step 4: Allow the frame to dry.



Bible Story

Faith Through the Roof

Luke 5:17-26

Pathfinder

Arise! Shine with Faith

Materials

- ④ 4" x 6" wooden frames
- ④ Air clay
- ④ Small shells, beads, rocks or other materials
- ④ Cotton swabs
- ④ Liquid glue
- ④ Plastic bags (optional)
- ④ Plastic tablecloth

Floating Person Experiment

Adventure Experiment

I. Preparation

Test the experiment ahead of time. Place the materials on the table.

II. Observation

Hold up a paper plate.

SAY SOMETHING LIKE: **I'm going to draw a stick figure on this paper plate.**

Draw a stick figure on the paper plate using the permanent marker.

ASK: **Can I erase this stick figure?** (No.)

Show the Explorers the glass or ceramic dish and a dry erase marker.

ASK: **What if I drew a stick figure on this dish using a dry erase marker? Would I be able to erase it then?**

III. Question & Hypothesis

ASK: **What do you think would happen if I poured water in the dish?**

Allow the Explorers to think about the question and make predictions.

IV. Experiment

Step 1: Invite the Explorers to come close to the table so they can observe the experiment. For larger groups, divide them into several smaller groups. Have each smaller group perform the experiment with adult supervision. Choose an Explorer to assist with the experiment. (step 1 not pictured)

Step 2: Have the Explorer you chose draw a stick figure on the dish using a new dry erase marker. A new dry erase marker will work better than an older marker. Be prepared to perform the next step very quickly after the stick figure has been drawn.

Step 3: Slowly, pour water into the dish (but not directly over the stick figure). Have the Explorers watch what happens. The ink from the dry erase marker should lift from the bottom of the dish. Hopefully, the stick figure will remain intact and will float to the top. It's possible that the stick figure won't remain intact. If so, try the experiment again using a paper towel to dry the dish before making another attempt.

Step 4: Try the experiment again with a variation. Ask another Explorer to help. Dry the dish completely using a paper towel. Have the Explorer write the word "faith" on the dish. Once again, pour water into the dish and watch the letters lift from the bottom of the dish and float to the top. (step 4 not pictured)



Bible Story

Faith Through the Roof

Luke 5:17-26

Pathfinder

Arise! Shine with Faith

Materials

- ☞ Several new dry erase markers
- ☞ A ceramic or glass dish
- ☞ Small pitcher
- ☞ Water
- ☞ Permanent marker (adult use only)
- ☞ Paper plates
- ☞ Paper towels

👤 Teacher Tip

Use extra precaution with markers and ceramic or glass around Explorers. Have an adult leader handle the dish while Explorers draw stick figures with the dry erase markers.

V. Analyze & Apply

SAY SOMETHING LIKE: Dry erase markers are made differently than permanent markers. They are made so that the ink won't stick to some surfaces permanently. The ink has another interesting property though. It's insoluble. That means it can't be dissolved by water! That's what makes the ink float on top of the water.


ASK: Was this experiment surprising? Why?

SAY SOMETHING LIKE: In our Bible story today, some friends worked together to lower a man who was paralyzed down into the house where Jesus was. What happened next was surprising. First, Jesus forgave the man's sins. Then, Jesus healed the man so he was able to walk again! We shine God's Light of Faith when we share God's surprising acts with others.

Step 2



Step 3



Bible Snack Cakes


Pathfinder Snack

Ingredients

- ☞ Square snack cakes
- ☞ White decorating icing
- ☞ Fruit leather

Directions

- ☞ Trim three sides of snack cakes to expose inside filling.
- ☞ Using scissors, cut fruit leather to look like a bookmark ribbon.
- ☞ Push the bookmark into bottom of cake.
- ☞ Using the icing bag, decorate top of cake to create a cross.



Bible Story

Faith Through the Roof

Luke 5:17-26

Pathfinder

Arise! Shine with Faith!

Materials

- ☞ Knife (teacher use only)
- ☞ Icing bags
- ☞ Decorating tips
- ☞ Kitchen scissors (teacher use only)
- ☞ Paper plates

Self-Learning

Younger Explorers

First and second graders complete the **Younger Elementary Reproducible** on page 11.

As Explorers are completing the self-learning activities, discuss the following questions.

- ❶ **How did the friends bring their friend who was sick to Jesus?** *(on a cot or a mat)*
- ❷ **Why did the friends have to make a hole in the roof to get their friend to Jesus?** *(There was a large crowd blocking the way.)*
- ❸ **What was the first thing Jesus said to the sick man when Jesus saw what the man's friends had done?** *("Friend, your sins are forgiven.")*

The legal experts and Pharisees didn't like Jesus saying the man's sins were forgiven. Jesus told the man to get up, take his cot, and walk. Even with people who lacked faith in the room, the light of faith in God was still shining through the friend's actions, Jesus healing, and the friend who'd been paralyzed getting up and walking. God was glorified.

And speaking of God being glorified, who can say our **Signal Verse with me?** *("Arise! Shine! Your light has come; the LORD's glory has shone upon you!" Isaiah 60:1)*

If you find your way to doing God's work is blocked, remember the faith of the sick man's friends and ask God to help you to find a way to follow through.

Older Explorers

Third through sixth graders complete the **Older Elementary Reproducible** on page 12.

As Explorers are completing the self-learning activities, discuss the following questions.

- ❶ **How did the friends bring their friend who was paralyzed to Jesus?** *(on a cot or a mat)*
- ❷ **When they saw that the place where Jesus was teaching was crowded, what did they do?** *(took him to the roof, dug a hole, and lowered him to Jesus)*
- ❸ **What did Jesus do/say that made the legal experts and Pharisees angry?** *(He told the friend his sins were forgiven.) Why do you think this mattered?*
- ❹ **What did Jesus do next?** *(told the friend to get up, take his cot, and go home)*

The legal experts and Pharisees didn't like Jesus saying the man's sins were forgiven. Jesus told the man to get up, take his cot, and walk. Even with people who lacked faith in the room, the light of faith in God was still shining through the friend's actions, Jesus healing, and the friend who'd been paralyzed getting up and walking. God was glorified.

And speaking of God being glorified, who can say our **Signal Verse with me?** *("Arise! Shine! Your light has come; the LORD's glory has shone upon you!" Isaiah 60:1)*

If you find your way to doing God's work is blocked, remember the faith of the sick man's friends and ask God to help you to find a way to follow through.

Closing Prayer

Each Day

God wants us to know that each one of us has friends, and each one of us can be a friend. With faith in the power of Jesus, faith in one another, and yes, faith in ourselves, we can do amazing things.

Let's close our time together with an echo prayer. I'll say part and you repeat after me.

Let us pray.

Have the Explorers repeat after you each line of the following prayer.

**Each day, God offers us the chance
To love and serve each other;
And everyone we meet can be
A sister or a brother.**

**God only wants what's best for us.
God blesses as we live,
And gives us power to hope and love,
To honor and forgive.**

Amen.



Bible Story

Faith Through the Roof

Luke 5:17-26

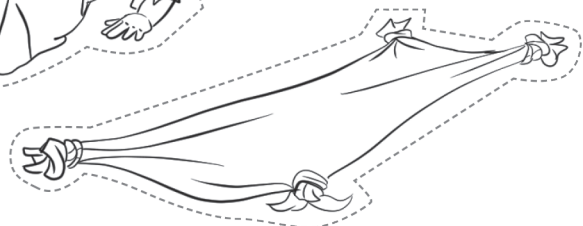
Pathfinder

Arise! Shine with Faith

Bible Story

Faith Through the Roof (Luke 5:17-26)


Cut out the missing parts of the Bible story scene and paste them onto the picture below or use the Bible Story Activity Stickers. Then complete the scene by coloring it with markers or crayons.




Bible Story

Faith Through the Roof (Luke 5:17-26)

Complete the scene by drawing and coloring the crowd of people who were blocking the entrance to the house where Jesus was teaching.





Take-Home Page

Pathfinder



Arise! Shine with FAITH!

Bible Story

Faith Through the Roof (Luke 5:17-26)

In this session, we transition from the Old Testament to the New Testament. The New Testament tells the story of Jesus and his followers. One day Jesus was teaching in a house, and the house was packed! People had crowded the house so much that it wasn't easy to get in. Some men knew that Jesus would be able to heal their friend who couldn't walk, but when they got to the house where Jesus was teaching, they didn't know how to get their friend into the house! The men took their friend up on the roof of the house, made a hole in the roof, and lowered their friend. Jesus saw the faith these men had and forgave their friend's sins. Then Jesus told the friend, "Get up, take your cot, and go home." The friend could walk! He and the men who brought him went home, praising Jesus.

Family Follow-Up




Let's think of some ways we show our faith in God. What actions might we take because of our faith?

Signal Verse

Arise! Shine! Your light has come; the LORD's glory has shone upon you! (Isaiah 60:1)



I am an Explorer on a quest in search of God's lanterns of light at VBS! I heard ways to arise and shine with faith. Coming next time at VBS, The "Lost" Parables! Can't wait to see you!





ARISE!
SHINE!
YOUR LIGHT
HAS COME!
ISAIAH 60:1